

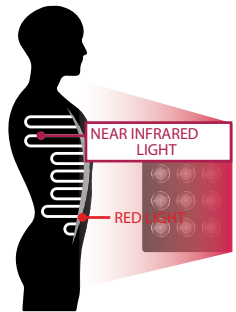


BON CHARGE



BULLET RED LIGHT THERAPY DEVICE

USER MANUAL



WELCOME

The Bullet Red Light Therapy Device delivers high powered and focused red light at 660nm (visible red light) and near infrared light at 850nm (invisible light)

The light emitted by the Bullet Red Light Therapy Device should be shone onto bare skin for the most optimal results.

KEY POINTS

Activating your Bullet Red Light Therapy Device

Your Bullet Red Light Therapy Device comes with everything you need to start your journey to an optimal life. You are about to experience the epic health benefits of red-light therapy. For the best possible results, it is highly recommended you read this manual prior to using your Bullet Red Light Therapy Device for the first time.

Photosensitivity Test

It is very important to do a photosensitivity test prior to long sessions with your Bullet Red Light Therapy Device. Turn on both the Red and NIR switches on your Bullet Red Light Therapy Device and shine the light on an exposed part of your forearm, about 3 inches to 1 foot away for 4 minutes. If you experience any discomfort or redness on your skin you must not use your Bullet Red Light Therapy Device until you have sought professional advice from your doctor or healthcare provider.

Usage Instructions

Your Bullet Red Light Therapy Device should be positioned between 3 inches to 1 foot away from the body when activating either red or near infrared options. Bullet Red Light Therapy Device delivers $>141 \text{ mw/cm}^2$ of energy meaning that at this distance you will receive the optimal treatment. At this power the recommended treatment time is ten minutes.

The device needs to be turned off for 1 minute after each 5 minute session to avoid the device overheating

Multiple Usages

Light therapy works best when administered consistently. The best results will be seen from daily use but as a minimum it is recommended to use your Bullet Red Light Therapy Device at least 4 times a week. If you are suffering from a major injury, long term aches and pains or severe skin conditions utilising your Bullet Red Light Therapy Device up to three times per day can be helpful.

What to Expect

The time it takes to see results from using your Bullet Red Light Therapy Device depends on your personal goals. There are countless peer reviewed academic studies that show the long-term benefits of red-light therapy. It's important to trust these studies and know that you are benefiting from using your Bullet Red Light Therapy Device. Most people will feel and see benefits within a week of consistent use but other people may take up to 3 months to see and feel the benefits. By using your Bullet Red Light Therapy Device on a daily basis, you will be optimising the benefits.

SETTING UP AND USING
YOUR BULLET RED LIGHT THERAPY
DEVICE

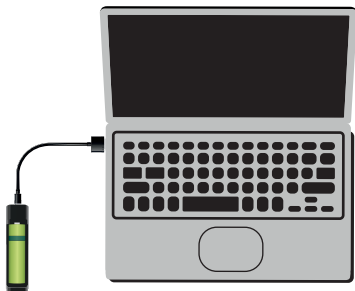


What's in the Box?

1 x Bullet Red Light Therapy Device	1 x Battery Charger
1 x Rechargeable Battery	1 x USB Cable


Step 1

Remove the charger and insert the USB cord into the charger. Plug the other end into your laptop or chosen plug adaptor. Charge the battery for at least 1 hour.




Step 2

Remove your Bullet Red Light Therapy Device from the box and unscrew. Insert charged battery into the Bullet Red Light Therapy Device and screw back together. Positive pole against the top and negative pole against the bottom.




Step 3

Press the silver button on your Bullet Red Light Therapy Device and place 1 inch away from the chosen area (bare skin) for 5 minutes. (Bullet Red Light Therapy Device will turn off after 5 minutes)



Step 4

Press the silver button again to end your session if red light is still being emitted. If the session automatically ends no further action is required.



MISCELLANEOUS
INFORMATION



TROUBLESHOOTING

My Bullet Red Light Therapy Device won't turn on

- Ensure your Bullet Red Light Therapy Device battery has been fully charged for at least 1 hour prior to use inside the Bullet Red Light Therapy Device.
- Ensure you are using the battery supplied with your Bullet Red Light Therapy Device
- If your Bullet Red Light Therapy Device still won't turn on please contact us at hello@boncharge.com for further assistance.

FREQUENTLY ASKED QUESTIONS

How should I use my Bullet Red Light Therapy Device?

We highly recommend using your Bullet Red Light Therapy Device for five-minute sessions about 1 inch away from your target area - for a maximum of 10 minutes.

Do I need to wear eye protection?

Protective goggles are recommended to be worn when using your red light device. These are available at BON CHARGE. We do not recommend looking directly into the LED lights.

Can I use my Bullet Red Light Therapy Device with clothes on?

You can use your Bullet Red Light Therapy Device with your clothes on but we cannot guarantee results. The most optimal results are achieved through having your bare skin absorbing the light from Bullet Red Light Therapy Device, in the specifically chosen target area.

Will the light from the Bullet Red Light Therapy Device disrupt any medication I am taking?

If you are taking any photosensitizing medication ensure you seek medical advice before using Bullet Red Light Therapy Device. Such medications include Tetracycline, Digoxin and Retin A. Thousands of clinical trials have shown red light to be safe and effective, however it is always recommended to consult your health care provider or doctor before using the Bullet Red Light Therapy Device.

Can my children use the Bullet Red Light Therapy Device?

Peer reviewed clinical trials have shown red light to be safe and beneficial. However, if you would like your children to experience red light we always recommend consulting with your healthcare professional first.

TECHNICAL SPECIFICATIONS

Model	BON CHARGE Bullet Red Light Therapy Device
Size	2.6cm (1.02 in) x12cm (4.72 in) x 0.5cm (0.20 in)
Irradiance	>141 mw/cm ²
Power	9W
Wavelengths	630nm Red 660nm Red 850nm Near Infrared
Flicker	<0.1%
Beam Angle	120 degrees
Warranty	1 Year
Illuminance	180 lux
Certification	CE, FCC
LEDs	3pcs
Material	Stainless Steel
Weight	0.21kg (7.3oz)

WARNINGS AND CAUTIONS

Warnings

- Do not stare directly into the LEDs or its reflection in the mirror. This can cause temporary irritation to the eyes.
- Do not allow children to use the Bullet Red Light Therapy Device unsupervised or without clearance from your medical practitioner.
- This device is an electrical device and to avoid electric shocks you must adhere to the following:
 - Do not drop the device in liquid
 - Do not wash this device with any liquids
 - Do not touch with wet hands
 - Do not use the device on wet or damp skin
 - Do not tug or pull on the charging cable when charging the device
 - Do not use the device if it has been dropped, left outside or exposed to liquids
 - Do not use on or near hot surfaces
 - Do not operated near flammable or combustible products or where vapours may be present. Explosion of fire may occur.
 - Do not use this device on disabled, sleeping or unconscious people
 - Do not use this device on open wounds.
 - Do not use in conjunction with salves, balms or ointments
 - Do not modify or attempt to modify this device.
 - Do not attempt to repair this device.
 - Do not pull, carry, or lift the Device by its cord. If the cord is damaged, do not use the Device.

- Do not store or use your Device in temperatures exceeding 130 Fahrenheit.
- Do not use your Device if it is damaged. Continuous use of a damaged Device may result in electric shock or injury
- Do not use extension cords unless they are designed to carry the total wattage of the Device being powered.
- Do not unplug by pulling directly on the cord.

Cautions

For first time users, we recommend starting out with 2-3 minute sessions per area, and slowly working up to a 10-minute session over the course of 2-3 weeks as your body gets used to red and NIR light.

BON CHARGE advises that before using your Bullet Red Light Therapy Device you must seek professional doctors advise. This includes if:

- You are pregnant
- Are taking drugs known to cause sensitivity of skin to light
- Have any suspicious or cancerous lesions
- Recently had a steroid injection or use topical steroids
- Do not use this device on infants
- If you experience discomfort or have a concern about the device, stop use immediately and contact your doctor.
- For indoor use only
- Use only equipment provided with your Bullet Red Light Therapy Device
- Do not exceed 20-minute session

If you have any difficulties in cleaning or setting up your Bullet Red Light Therapy Device please reach out to us for help at hello@boncharge.com

Electrical Safety

CAUTION. Placing the device directly on bare skin may result in burns or injury. Hold device as instructed at a minimum of 3 inches away from your skin.

- Do not place or operate the device near to water or liquids
- Do not place near or pour running water over device
- This device is not to be used in the vicinity of water
- Do not store device in temperatures exceeding 140F or 60C
- Do not use your device if damaged, this may result in electric shock or injury

Disclaimer

BON CHARGE Bullet Red Light Therapy Device is not intended to diagnose, cure, or prevent specific diseases or medical conditions. These products are only intended to be used on mild conditions that have been medically diagnosed.

Our Bullet Red Light Therapy Device and information contained is not intended as medical advice or a substitute for medical advice. BON CHARGE does not intend these products to cure any physical or skin conditions solely from their use.

A qualified health professional or doctor should always be consulted prior to using the products, and professional medical attention should be sought regarding any serious or life-threatening conditions. These statements have not been evaluated by the Food and Drug Administration. This product is not intended to diagnose, treat, cure, or prevent any disease.

MAINTENANCE, CLEANING AND DISPOSAL

Maintenance

The Bullet Red Light Therapy Device does not require any maintenance.

Cleaning

- Ensure your Bullet Red Light Therapy Device device is switched off
- Clean the surface with a dry cloth
- Avoid using any polishes or bleaches as they may damage your Bullet Red Light Therapy Device

Disposal

This device must not be disposed of with your normal household rubbish. This device requires disposal via your designated waste collection point.

This device contains a lithium battery and this must be disclosed when handing over to the waste collection point adviser.



WARRANTY AND RETURNS (Bullet Red Light Therapy Device)

Manufacturer's Warranty (Bullet Red Light Therapy Device)

BON CHARGE warrants that this device (Bullet Red Light Therapy Device) will function and perform within the specifications for one year from the date of delivery.

What does this Manufacturer's Warranty cover?

This Manufacturer's Warranty covers any defect in material or workmanship under normal use during the warranty period.

During the warranty period, BON CHARGE will repair or replace, at no charge, products or parts of a product that proves defective because of improper material or workmanship, under normal use and maintenance.

How long does the cover last?

This Manufacturer's Warranty for Red Light Device purchased from BON CHARGE is valid for one (1) year from date of purchase. A replacement Red Light Device or part assumes the remaining warranty of the original Red Light Device.

What does this warranty not cover?

This Manufacturer's Warranty does not cover any problem that is caused by:

- Conditions, malfunctions or damage not resulting from defects in the material or workmanship
- Equipment that has been abused, modified, damaged, or fitted with substitute parts.

What do you have to do?

To obtain warranty service, you must first contact us to determine the problem and the most appropriate solution for you.

Contact details

hello@boncharge.com

2/40 King Edward Road, Osborne Park, 6017, Western Australia

If service is required, the buyer is responsible to return the device to BON CHARGE within the one (1) year warranty period.

BON CHARGE reserves the right to provide parts in different colours to the original device.

Our goods come with guarantees that cannot be excluded under the Australian Consumer Law. You are entitled to a replacement or refund for a major failure and compensation for any other reasonably foreseeable loss or damage. You are also entitled to have the goods repaired or replaced if the goods fail to be of acceptable quality and the failure does not amount to a major failure.

Returns

If you wish to return your item, please visit our [Returns Centre](#) and we'll provide a hassle-free return experience. Here are some details to note:

- Return shipping will be your responsibility. We cannot be responsible for lost or damaged shipments.
- All returns or exchanges must be received in like new condition with all original accessories and packaging.
- All returns received with damaged or missing components may be subject to additional fees. If applicable, these fees will be deducted from the refunded amount.
- All returns will be inspected and processed within 3-5 days on receipt by BON CHARGE
- Returns must be postmarked before the end of the 30-day guarantee period. Returns sent after this period will not be accepted.
- This product contains a lithium battery and this must be disclosed to your logistics carrier when shipping back to Australia. Our preferred carrier is DHL Express.



BON CHARGE

 @boncharge

 @boncharge_

 boncharge.com